



# Pryme Oil and Gas

Building a World-Class Independent Oil & Gas Company

Progress Report: December 2006





## Disclaimer

This presentation has been prepared by Pryme Oil and Gas Limited (the “Company”). This presentation is being provided to investors for the sole purpose of providing preliminary background financial and other information to enable recipients to review the business activities of the Company. It is not intended as an offer, invitation, solicitation or recommendation with respect to the purchase or sale of any securities.

The information presented in this presentation may contain predictions, estimates and other forward-looking statements. Although the company believes that its expectations are based on reasonable assumptions, it can give no assurance that its goals will be achieved. Important factors that could cause actual results to differ materially from those included in the forward-looking statements include the timing and extent of changes in commodity prices for oil and gas, the need to develop and replace reserves, environmental risks, drilling and operating risks, risks related to exploration and development, uncertainties about the estimates of reserves, competition, government regulation and the ability of the company to meet its stated business goals.

This presentation should not be relied upon as a representation of any matter that a potential investor should consider in evaluating the Company. The Company and its affiliates or any of its directors, agents, officers or employees do not make any representation or warranty, express or implied, as to or endorsement of, the accuracy or completeness of any information, statements, representations or forecasts contained in this presentation, and they do not accept any liability for any statement made in, or omitted from, this presentation.

Prospective investors should make their own independent evaluation of an investment in the Company. Nothing in this presentation should be construed as financial product advice, whether personal or general, for the purposes of Section 766B of the Corporations Act. This presentation consists purely of factual information and does not involve or imply a recommendation or a statement of opinion in respect of whether to buy, sell or hold a financial product.



## A Small Cap Growth Opportunity

ASX Code:	PYM
OTCBB:	POGLY
Shares outstanding (Diluted)	111,091,865
Market Cap (Diluted)	\$66.6 million
Price Range (4/21/06-present)	\$0.23-\$1.15
Recent Price (12 December 2006)	\$0.64





## A Strong Platform for Growth

- Current production (net to Pryme)
  - 1,407 Bbls (October 06)
- Key Near-Term Development Opportunities
  - LaSalle Parish Project
  - Turner Bayou 3D Project
  - Wave Exploration JV
    - Raven
    - Kestrel
    - Condor



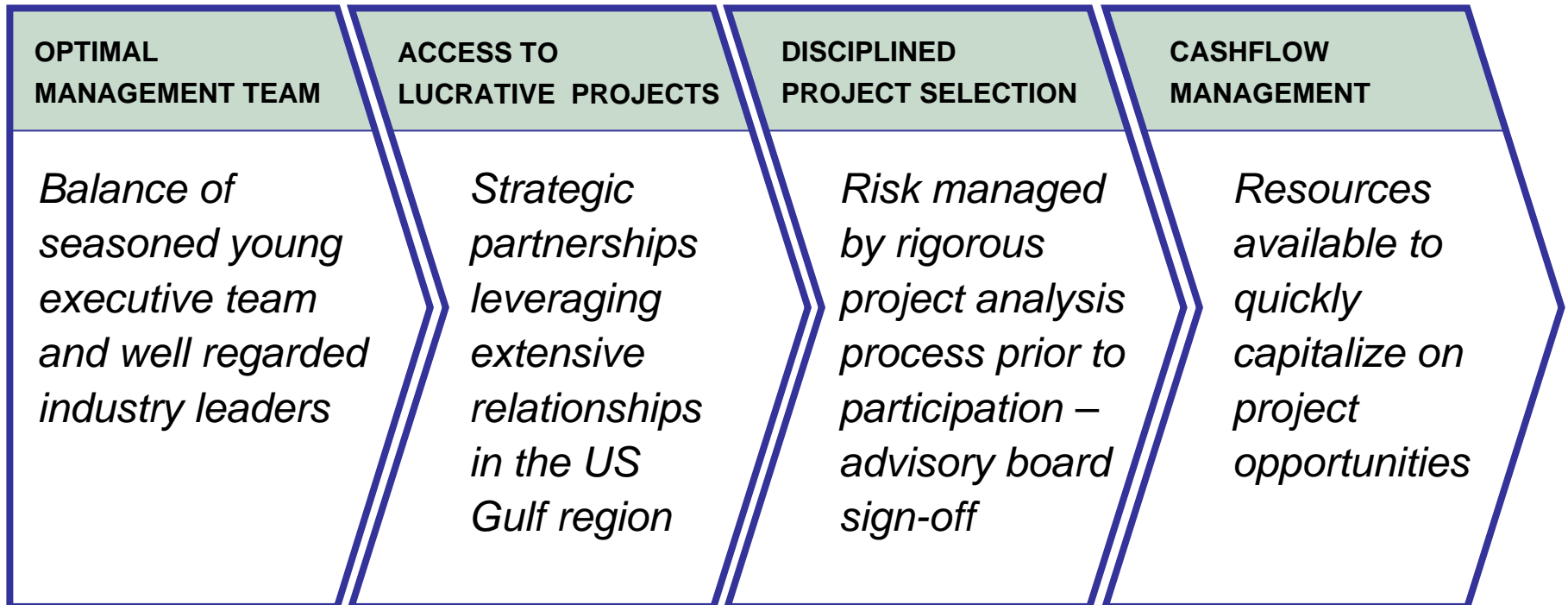
## Clear Strategic Objectives for Building...

1. Near-term focus in the US on Louisiana and the Gulf States including Texas; longer-term focus on North America
2. Apply a disciplined approach to project selection to manage cost of capital
3. Leverage on the ground experience to ensure access to favorable projects
4. Structure win-win partnerships to seize best opportunities

**...on a Strong Platform**



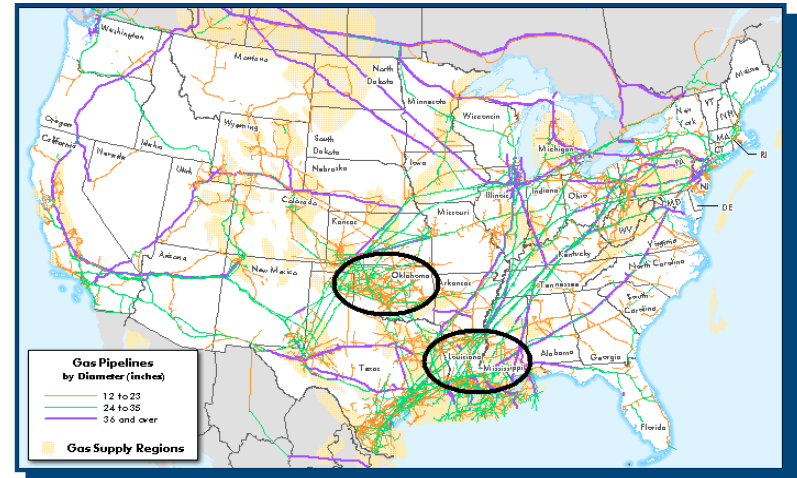
## Management Assets Support Strategic Ambitions





## Pryme's Current Focus: Louisiana – Prospective and Relatively Predictable

- Among the strongest markets for oil and natural gas in the U.S., with commensurately high oil and gas prices
- Ranks 5th in oil production and 8th in reserves in the U.S.
- Network of crude oil, product, and liquefied petroleum gas (LPG) pipelines and storage facilities
- Second-highest refining capacity after Texas





## Louisiana: LaSalle Parish Project

- Current production average of 1500 barrels per month: Stake in 23 producing oil wells
- Project Risk Spread: Located in six separate fields (1,125 acres) in LaSalle Parish, Louisiana
- Increasing cash flow: Currently A\$1.5M in annual net operating income (production revenue less production expenses)
- Target A\$2.0M NOI end of 2006
- Incremental growth opportunities with relatively low investment via development drilling
- Two Northwest Rogers wells to be drilled in 2006; Coleman 8 early January 07





## Louisiana: Turner Bayou 3D Project

### Project Description

- Located in south central Louisiana
- Area covers 87 square miles (55,680 acres)
- Pryme is the major shareholder with 52% working interest - three other partners
- On trend with major producing fields (e.g. Port Hudson 1 Tcf and Judge Digby 486 Bcf fields, Morganza Field 432 Bcf and Moore Sams Field 264 Bcf)





## Turner Bayou Attractions

- 2D seismic survey has already shown potential of the area
- The main oil and gas objectives at different depths are: the Miocene/Frio sands; the Cockfield/Yegua and Sparta sands; Wilcox sands; Austin Chalk and the Tuscaloosa sands.
- High rate of return in the region
- High Frio completion success rate in region
- Prospective Reserves 150-180 Bcf of natural gas from all intervals combined



## Turner Bayou Progress to Date

- Pryme's Phase II 3D seismic has begun with the drilling of shot holes and physical shooting of 3D taking place throughout Q4 2006
- Frio prospects to be drilled first (March/April 2007) to develop infrastructure and cash flow (expect 30-50 frio targets throughout project area)
- Saline Bayou 36 out of 38 wells in the Frio
- Sugartown 3 out of 3 in the Frio thus far





## Turner Bayou Potential Outcomes

- Increase in reserves, production and shareholder value
- Example of strong cash flow - 20 Frio wells successfully drilled should produce US\$455,936 per month (A\$7,294,976 per annum) in net operating income to Pryme, based on US\$6/MMBtu gas price and a flow rate per well of 400 Mcf/day
- Exploration success rate in the Frio 94% (Saline Bayou)

<b>Success rate</b>	20%	35%	50%
<b>Working interest</b>	52%	52%	52%
<b>Prospective Bcf (100% WI)</b>	150	150	150
<b>Net Bcf to PYM (P1)</b>	15.6	27.3	39.0
<b>Net value to PYM (AUD)</b>	52.0M	91.0M	130.0M
<b>Value per share</b>	\$0.47	\$0.82	\$1.17



## Wave Exploration Joint Venture: A Win-Win Partnership

- Joint venture structured for best outcome
- Pryme is the funding partner, Wave is the project originator
- Wave consists of two highly successful petroleum geologists with a background working for BP/Amoco responsible for the discovery of over 500 Bcf of reserves
- Currently working on three projects that have combined prospective reserves of 127 Bcf
- Increase reserves and production at a low capital cost and mitigated risk through Pryme's carried working interest and overrides
- First right of refusal three year term




## Win-Win Dynamics

- Pryme funds leasing of the exploration tenements
- Pryme and Wave sell the projects to other companies
- Current industry landscape indicates a shortage of quality projects at the right price; preliminary interest from large, reputable oil and gas production and exploration companies
- Sale price of each prospect covers costs plus a cash profit and most often provides (net to Pryme) an 8% carried working interest and 0.8% overriding royalty interest
- Opportunity to participate through taking a stake in the project at cost



## Wave Joint Venture Attractions

- Deep oil and gas targets/ known formations on proven trends mainly being explored by majors
- Large prospective reserves
- Kestrel – 33 Bcf of gas  
(Hackberry - Close to existing wells)
- Raven – 50 Bcf of gas  
(Cotton Valley – Engineering play)
- Condor – 40 Bcf of gas  
(Deep Tuscaloosa – Reserve report)





## Raven Project

- Project fully syndicated Pryme retaining a 40% WI
- Drilling in the fairway of the prolific Cotton Valley natural gas trend in northern Louisiana
- 60% WI held and operated by experienced, highly successful local operator , Nelson Energy of Shreveport, Louisiana
- “Engineering play” with emphasis given to the drilling and completion techniques and production of the wells
- Expected reserves and drainage 5.0 Bcf per well with approximately ten drilling locations identified
- DHC and Completion per well US\$2.3 million (US\$960,000 net to Pryme)
- Expected cash flow per well approximately US\$1,918,620 per annum (US\$767,448 net to Pryme)

*Notes: Average daily production 1500MCFD / net of royalty, severance taxes and operating allowance / US\$5.00 per MCF gas price*



## Wave JV Potential Outcomes

- Increase in company valuation through reserves in the ground.
- Cash from sale proceeds
- Royalty income stream

	<b>Kestrel</b>	<b>Raven</b>	<b>Condor</b>
<b>Cash profit (Cost/Budget) (AUD)</b>	\$120k(\$300k)	\$120k(\$400k)	\$160k(\$650k)
<b>Carried WI/Override</b>	10%	10%	10%
<b>Working Interest</b>		30%	
<b>Prospective Bcf</b>	33.0	50.0	40.0
<b>Net Bcf to PYM</b>	3.30	20.0	4.00
<b>Net value to PYM (AUD)</b>	11.0M	67M	10.0M
<b>Value per share</b>	\$0.10	\$0.60	\$0.09
<b>Total value per share</b>	<b>\$0.79 / \$400k(\$1.35M)</b>		

*Notes: 1 Mcf in the ground equals US\$2.50 / Fully diluted shares on issue 111,091,865 / AUD/USD exchange rate 0.75 / Actual trade terms and costs accurate at time of writing.*



## The Opportunity for Shareholders

---

LaSalle Parish Project	Profitable – A\$1.5M in NOI per annum
------------------------	---------------------------------------

---

Turner Bayou Project	\$0.82 per share
----------------------	------------------

---

Wave Exploration JV	\$0.79 per share
---------------------	------------------

---

Potential	> \$1.61 per share
	(Turner 35% successful)
	(Wave 8% carry, 0.8% override & 40% WI in Raven)

---



## Delivering on Promises in 2006:

- Current net production averages 1500+ barrels/month from LaSalle Parish Project and increasing
- Five-year agreement with the exclusive right and access to all drill rigs operated by Golden West Drilling to drill wells at Pryme's discretion throughout Louisiana and Mississippi.
- Commenced three JV projects in conjunction with Wave
- Bank of NY ADR OTCBB launched to enhance capital markets profile and support liquidity
- Raised \$14.2 million in 2006 (including IPO) to fund current and future projects



## Seizing Upside Potential

- LaSalle Parish Project
  - Drilling to continue throughout 2006
    - Two NWR wells late Dec 06
    - Coleman 8 early Jan 07
- Turner Bayou 3D Project
  - 3D contractor chosen and signed with topographic survey and shot holes currently being drilled
  - 3D shoot completed January/February 2007
  - Initial drilling program to begin early in Q2 2007
- Wave Exploration JV
  - Kestrel
    - Fully leased and targeted to be funded by the end of Jan 07
    - Drilling to commence late Q1 2007 (drill sooner if funded earlier)
  - Raven
    - Full syndication with 40% WI retained by Pryme
    - Leasing continues to expand original scope
    - Drilling to commence early Q2 2007
  - Condor
    - Currently being leased
    - Drilling to commence mid Q2 2007

**Managing Downside Protection**



## Contact Information

### Brisbane, Australia

Phone +617 3371 1103

Office Level 7, 320 Adelaide Street, Brisbane QLD 4000

### Atlanta, USA

Phone +1 678 840 2348

Office 925B Peachtree Street NE, Suite 384, Atlanta, GA 30309

Website [www.prymeoilandgas.com](http://www.prymeoilandgas.com)

Email [info@prymeoilandgas.com](mailto:info@prymeoilandgas.com)

ASX Code (Shares): PYM

ASX Code (Options): PYMO

US ADR Code: POGLY



## Directors and Key People

Justin Pettett	Managing Director / CEO
John Dickinson	Chairman
Ryan Messer	President / COO
Philip Judge	Non-Executive Director
Ananda Kathiravelu	Non-Executive Director

## Advisory Board

Don Ellison	Petroleum Engineering
Jay Stewart	Geology/Land
Craig Sceroler	Geology/Exploration

